

OUR LADY OF MERCY CATHOLIC SCHOOL DEMOGRAPHICS



2014-2015 CURRENT STUDENT ENROLLMENT

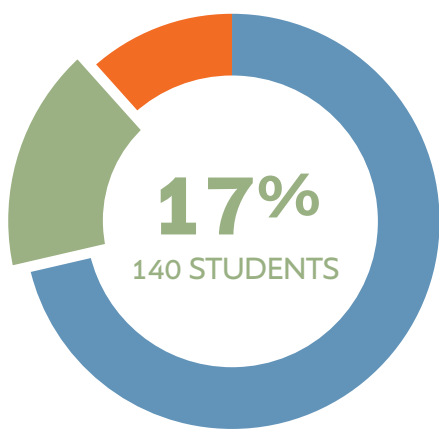
Pre-K: 78
Kdg: 80
1st: 84
2nd: 69
3rd: 80
4th: 78
5th: 88
6th: 103
7th: 90
8th: 72
Total: 822

2015-2016 STUDENT ENROLLMENT FOR NEXT YEAR

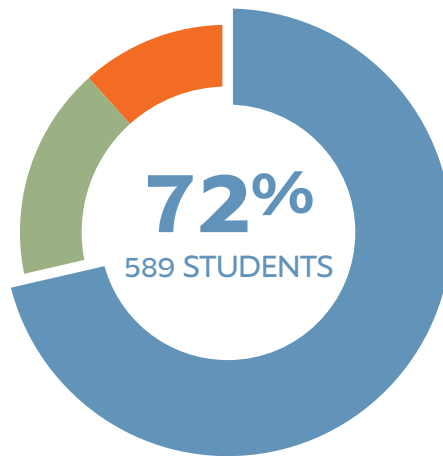
Pre-K: 74
Kdg: 100
1st: 83
2nd: 88
3rd: 72
4th: 79
5th: 78
6th: 98
7th: 104
8th: 89
Total: 865

NUMBER OF MINORITY STUDENTS (PERCENTAGE)

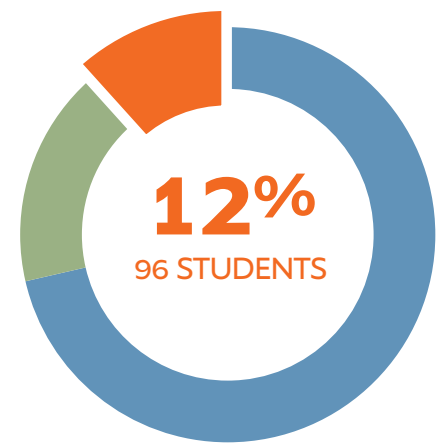
Asian: 23 (3%)
Black: 64 (8%)
Hispanic: 10 (1%)



NON-CATHOLIC STUDENTS PER GRADE



PARISHIONER STUDENTS PER GRADE



OUT-OF-PARISH CATHOLIC STUDENTS PER GRADE

Pre-K: 14	Pre-K: 53	Pre-K: 12
Kdg: 13	Kdg: 56	Kdg: 12
1st: 16	1st: 58	1st: 11
2nd: 6	2nd: 53	2nd: 10
3rd: 19	3rd: 54	3rd: 8
4th: 10	4th: 54	4th: 14
5th: 16	5th: 64	5th: 10
6th: 14	6th: 84	6th: 2
7th: 18	7th: 60	7th: 11
8th: 14	8th: 53	8th: 6